

()



)

%

(

/ C°

C°

روش‌های جدید در تحلیل ... / مهدی معرفت و ...

نشریه انرژی ایران / سال ششم / شماره ۱ / بهمن ۱۳۸۰

(DOE)

%

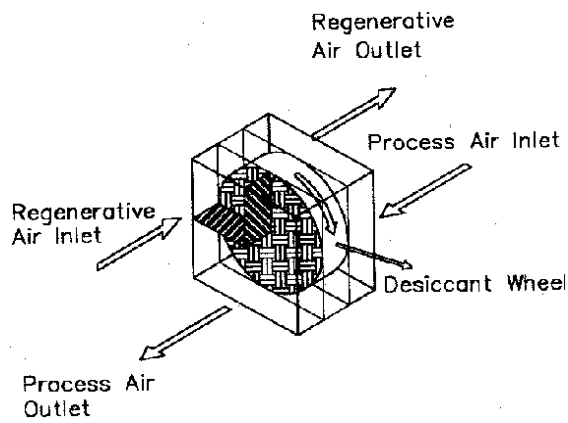
(

/

/

%

%



[1] Maclain - Cross

Jurinak

- 2- Enthalpy
- 3- Linear Analogy Method

Barlow

()

[]

Van Den Bulk

Van Den Bulk []

Van Den Bulk

()

()

-
- 4- Pseudo-Steady State Model
 - 5- Transient
 - 6- Steady State
 - 7- Unbalanced



:
 ()
 () ()
 ()
 " (COP) "
 CE = () () : "(CE)
 CE
 CE
 ()
 COP
 :
 COP = $\frac{CE}{\quad}$ ()

8- Coefficient of Performance
 9- Cooling Effect

" (CF)

"

[]

Van Den Bulk

CF

:

$$CF = \frac{M_d}{M_w}$$

M_w

M_d

CF

$$CF = (\dots) / [(\dots)]$$

[]

$$\frac{\partial Y_a}{\partial x} = \frac{2K_y}{a_p U_a \rho} (Y_w - Y_a) \quad ()$$

$$\frac{\partial H_a}{\partial x} = \frac{2K_y H_v}{a_p U_a \rho} (Y_w - Y_a) + \frac{2K_y H_v}{a_p U_a \rho} (T_w - T_a) \quad ()$$

$$\frac{\partial W}{\partial t} = \frac{2K_y}{a_w \rho_w f} (Y_a - Y_w) \quad ()$$

$$\frac{\partial H_w}{\partial t} = \frac{2K_y H_v}{a_w \rho_w} (Y_a - Y_w) + \frac{2h}{a_w \rho_w} (T_w - T_a) \quad ()$$

$$() \quad ()$$

$h \quad U_a$

$$()$$

$$()$$

$$() \quad ()$$

H_w, H_a, Y_w, Y_a

:

$$Y_w = Y_w(T_w, W) \quad ()$$

$$[] \quad ()$$

$$() ()$$

$$Y_a(t, o) = Y_{a,ad,in}(t) \quad ()$$

$$T_a(t, o) = T_{a,ad,in}(t) \quad ()$$

$$Y_w(o, x) = Y_w(t_{re}, X_L - x) \quad ()$$

$$T_w(o, x) = T_w(t_{re}, X_L - x) \quad ()$$

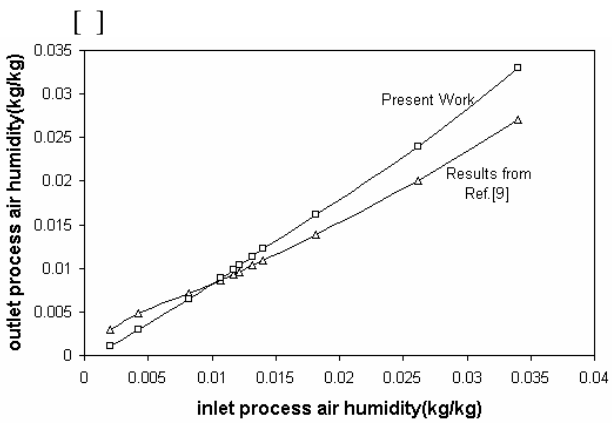
$$Y_a(t, o) = Y_{a,re,in}(t) \quad ()$$

$$T_a(t, o) = T_{a,re,in}(t) \quad ()$$

$$Y_w(o, x) = Y_w(t_{re}, X_L - x) \quad ()$$

$$T_w(o, x) = T_w(t_{re}, X_L - x) \quad ()$$

$$() ()$$



[]

()

[]

()

[]

()

()

()

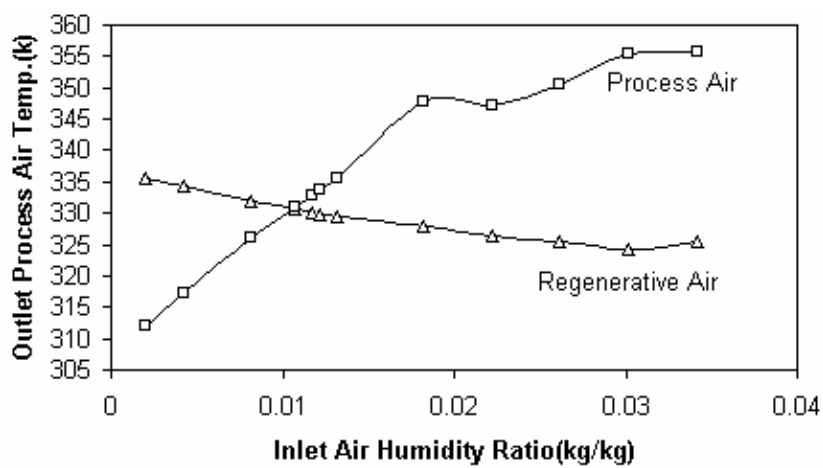
()

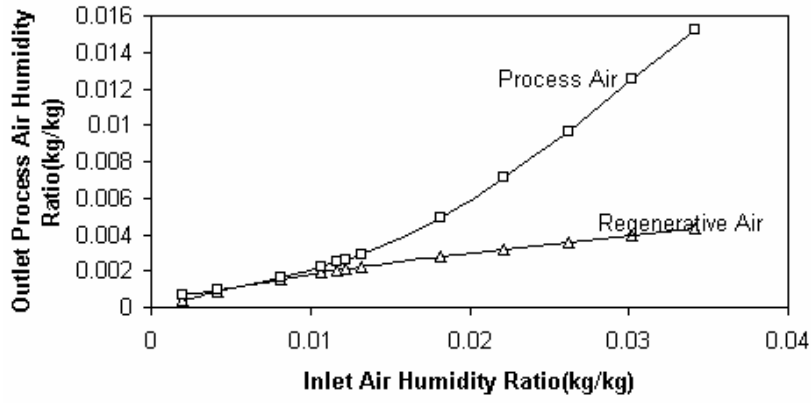
()

(COP, CE)

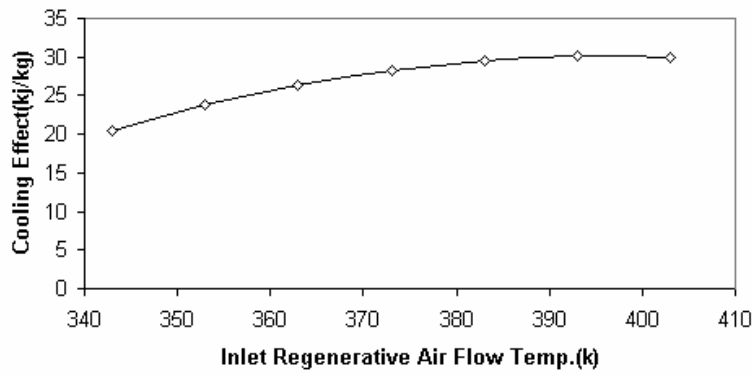
[]

()



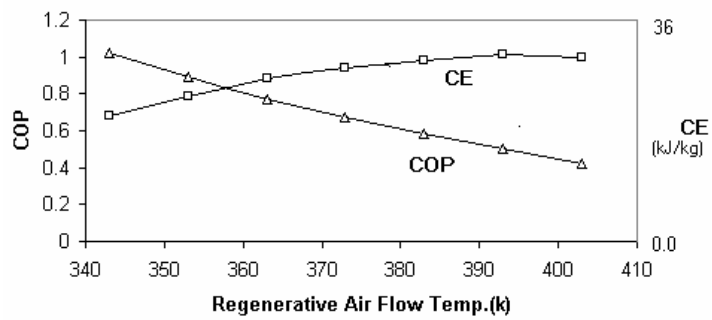


()



()

()



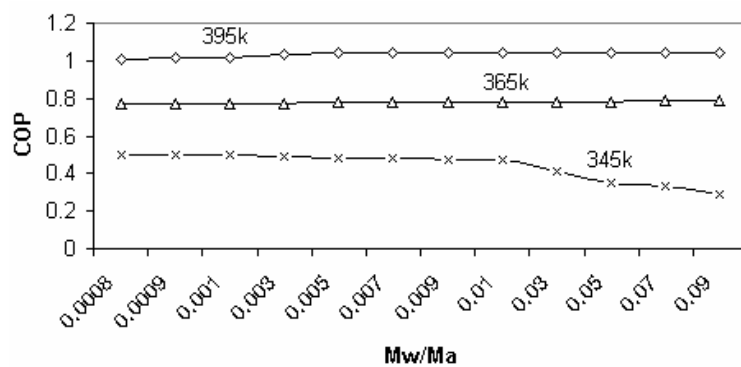
CE COP

CE COP

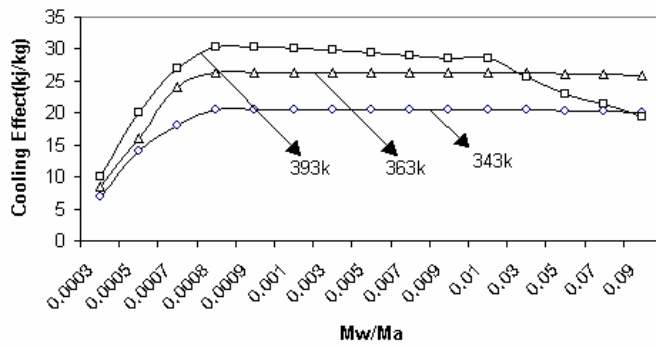
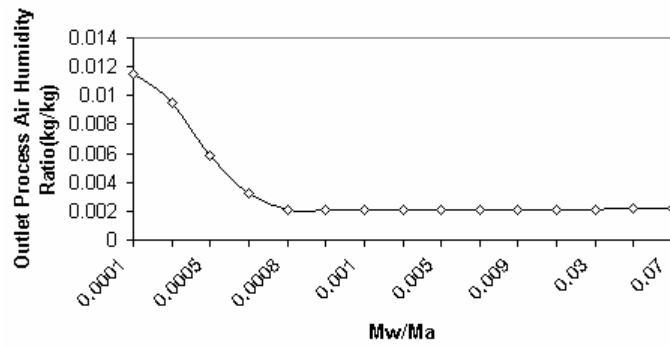
()

COP

() ()



(COP)



()

()

()

()

()

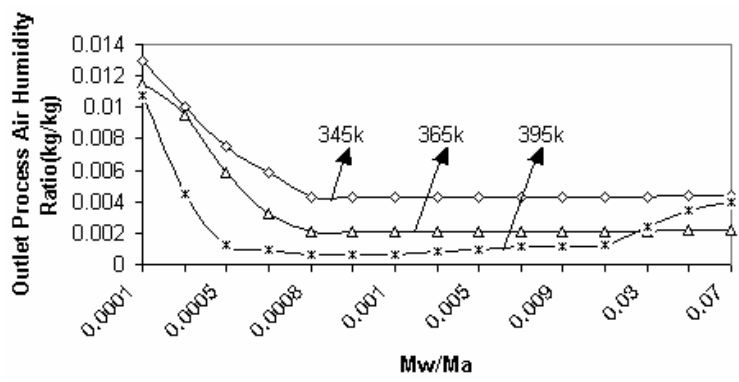
()

()

)

()

(COP CE



()

)

(

(COP)
(CE)

()

:

COP

()

()

T
X_L
Y

(
(

a_p
f
h
H
K_y
M_d
M_w
t
x
W
ρ

ad a
re in
w

- 1- I.L. Maclain- Cross, 1972, Coupled Heat and Mass Transfer Regenerators Prediction Using an Analogy with Heat Transfer, Int J.Heat Mass Transfer, 15, 1225- 1241.
- 2- P.J. Banks, 1985, Prediction of Heat and Mass Regenerator Performance Using Nonlinear Analogy Method: Part I, II, ASME Journal of Heat Transfer, 109, 222-229.
- 3- Jurinak, 1984, Open Cycle Solid Desiccant Cooling Component Method and Air Conditioning as an Alternative to Vapor - Compression Cooling in Residential Applications, Journal of Solar Energy Engineering, 106, 252-260.
- 4- R.S. Barlow, 1982, Analysis of the Adsorption Process of Desiccant Cooling System- A Pseudo Steady state Model for Coupled Heat and Mass Transfer, Solar Energy Research Institute.
- 5- E.Van Den Bulk, 1985, Design Theory for Rotary Heat and Mass Exchangers Part I, II, Wave Analysis of Rotary Heat and Mass Exchangers with Infinite and Finite Transfer Coefficients, Int.J.Heat Mass Transfer, 28, 1575- 1595.
- 6- W. Zhena, 1993, Numerical Simulation of Combined Heat and Mass Transfer Processes in a Rotary Dehumidifier, Numerical Heat Transfer, Part A, 23, 211- 232.
- 7- K. Collier, 1986, Advanced Desiccant Materials Assessment GRI-86/0181.Final Report, February 1985-May 1986. Chicago Gas Research Institute.
- 8- J.San, 1992, Effect of Axial Solid Heat Conduction and Mass Diffusion in a Rotary Heat and Mass Regenerator. Int. J. Heat Mass Transfer/15/1990-207
- 9- Solar Energy ASME Trans, 1983, Functional Relationships for Predicting Rotating Desiccant Wheel Performance in cooling Cycles, 135-138.
- 10- Toshimi Kuma, 1998, Thermal Rrgenerative Monolithic Rotor Dehumidifier for Adsorption Cooling System, Journal of Solar Energy Engieering , 120, 45- 50.
- 11- E. Van Den Bulck, 1990 , A Single - Blow Test Procedure for Compact Heat and Mass Exchangers, ASME Journad of Heat Transfer, 112, 317 - 322.